

CARLYLE SCROLL COMPRESSOR




PRODUCT CATALOG

GIVING YOU THE EDGE.

Your customers want air conditioning and heat pump products that use less energy and run quieter. They want smaller products that will provide years of trouble-free operation. And, naturally, they want to pay less.

With Carlyle's scroll compressors, you can meet your customers' needs — and your own as well.



Superior Energy Efficiency

Each *Carlisle* scroll compressor features a computer-designed, high-efficiency motor.

Also designed using sophisticated computerized techniques, the scroll mechanism itself ensures energy efficiency in several ways. The orbiting and fixed scrolls fit together almost perfectly, preventing gas leakage.

Also, since the scroll requires no mechanical valves, it eliminates the valve losses associated with reciprocating-type compressors. By compressing several pockets of gas simultaneously, and by optimizing pressure ratios, the scroll members provide

a smooth, continuous compression cycle ideal for conserving energy.

The *Carlisle* scroll's efficiency is enhanced by its low-side design and directed suction, which minimize suction gas superheating. Also, since suction and discharge locations are separate, internal heat transfer is significantly reduced.

The net result is a scroll compressor that's significantly more efficient than any reciprocating compressor. So, your products need less coil surface, allowing you maximum flexibility to downsize. You also reduce your manufacturing costs, without sacrificing performance.

Quiet Operation

Some of the features that make the *Carlisle* scroll so efficient also make it extremely quiet: the absence of suction and discharge valves, the smooth compression process, the optimized scroll contours. Two additional features allow our scroll to operate at exceptionally low sound levels:

- a unique top shell, engineered using modal analysis to minimize sound transmission
- a patented check valve, which eliminates reverse-rotation noise at shutdown.

You won't need to add shields or other sound-baffling devices to achieve the quiet levels your customers require.

Greater Reliability

The *Carlisle* scroll's increased refrigerant-handling capability eliminates the need for crankcase heaters and suction accumulators in most applications.

Enhancing the scroll's inherent reliability are such features as our computer-designed bearings and high-capacity centrifugal oil pump, which provides dependable lubrication to the bearings.

To further ensure reliable operation, *Carlisle* rigorously tests all scroll compressors. We subject initial design prototypes to simulations of the worst possible field conditions, using Taguchi methods to determine the influence of multiple variables in a short amount of time.

Prior to sale, each model must successfully pass through a series of lab tests equivalent to fifteen years of operation. Final designs must pass extensive abuse tests and meet stringent performance specifications. Even after delivery we continue testing in the field to make sure our scroll compressors are as reliable as possible.

Compact Size

The *Carlyle* scroll compressor stands just 390 to 530 mm (15" to 21") high, has only a 190 mm (7.5") square mounting footprint, and weighs merely 24 to

44 kg (53 to 97 lb). Even as small as the compressor is, electrical and piping connections are conveniently located within a 65° angle for easy system installation.

This compact compressor lets you design smaller products, improve service accessibility, or both.

Range of Models

Carlyle scroll compressors range in capacity from 5,793 to 18,900 kcal/h (32,000 to 120,000 Btu/h). Electrical offerings for most voltages and frequencies are available to meet worldwide requirements.

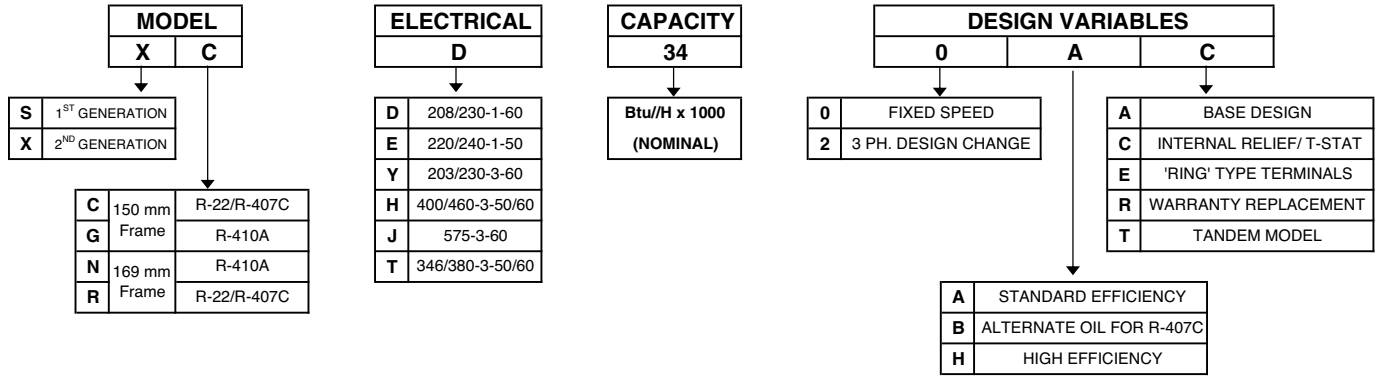
Quality Commitment

To achieve the highest standards of quality, Carlyle's design engineers use computer-aided design, computer-aided engineering, finite element analysis, modal analysis, and computational fluid dynamics to ensure top-performing, fully integrated designs.

In manufacturing, dimensional specifications are electronically translated into computer-numerical-control (CNC) language, which ensures that all components are machined to exacting tolerances. Critical component processes are monitored with statistical

process control, integrating automatic tool compensation for uniform, consistent dimensions. All of this results in a customer line reject rate that is less than 200 ppm.

CARLYLE MODEL NUMBER NOMENCLATURE

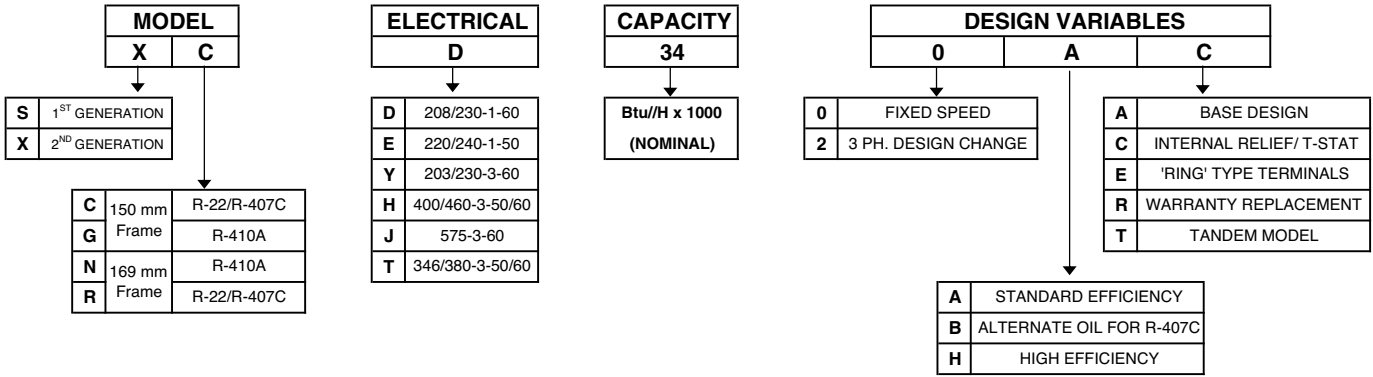


AVAILABLE ELECTRICAL OFFERINGS / R-22 & R-407C

Models	D 208/230-1-60	E 220/240-1-50	Y 200/220-3-50	Y 208/230-3-60	H 380/415-3-50	H 460-3-60	J 575-3-60	T 346/380-3-50/60
XC 34 H	X			X		X		
XC 38 B		O		X	X			
XC 38 H	X	X	X	X	X	X	X	O
XC 40 B		O		X	X			
XC 40 H	X	O	X	X	X	X	X	O
XC 42 B		O		X	X			
XC 42 H	X	X	X	X	X	X	X	O
XC 45 B		O		X	X			
XC 45 H	X	X	X	X	X	X	X	O
XC 47 B		X		X	X			
XC 47 H	X	X	X	X	X	X	X	O
XC 48 B					X			
XC 48 H	X		X		X	X		
XC 51 H	X				X			
XC 54 B		X			X			
XC 54 H	X	X	X	X	X	X	X	O
XR 58 B		X						
XR 58 H	X	X	X	X	X	X	X	O
XR 60 B		X			X			
XR 60 H	X	X	X	X	X	X	X	O
XR 68 A	X	X	O	O	O	O		
XR 68 B		X			O			
XR 72 A	X	X	O	O	O	O		
XR 72 B		X			O			
XR 75 A	X	O	O	O	O	O		
XR 75 B		X			O			
XR 81 A		O	O	O	O	O		
XR 81 B		O			O			
SR 78 A			X	X	X	X	X	X
SR 78 B					X			
SR 81 A			X	X	X	X	X	X
SR 81 B				O	X			
SR 94 A			X	X	X	X	X	X
SR 94 B				O	X			
SR 109A			X	X		X		
SR 109B					X			
SR 120A			X	X		X		
SR 120B					X			

X' - INDICATES MODEL AVAILABLE
 O' - INDICATES MODEL RELEASE IN 2007

CARLYLE MODEL NUMBER NOMENCLATURE



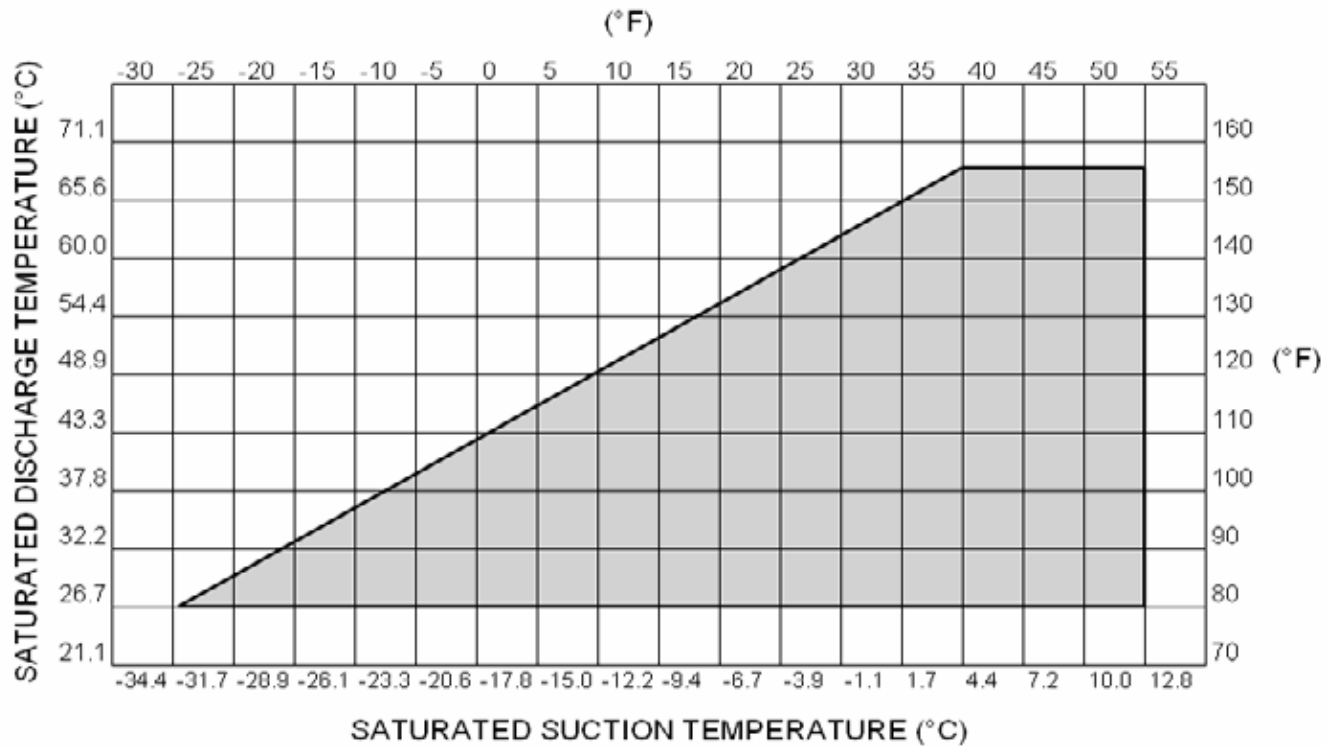
AVAILABLE ELECTRICAL OFFERINGS / R410A

	D	E	Y	Y	H	H	J	T
Models	208/230-1-60	220/240-1-50	200/220-3-50	208/230-3-60	380/415-3-50	460-3-60	575-3-60	346/380-3-50/60
XG_32_H	X	X	X	X	X	X	X	X
XG_36_H	X	X	X	X	X	X	X	X
XG_38_H	X	X	X	X	X	X	X	X
XG_41_H	X	X	X	X	X	X	X	X
XN_44_H	X	X	X	X	X	X	X	X
XN_49_H	X	X	X	X	X	X	X	X
XN_51_H	X	X	X	X	X	X	X	X
XN_54_H	X	X	X	X	X	X	X	X
XN_56_H	X	X	X	X	X	X	X	X
XN_68_A			X	X	X	O		
XN_72_A			O	O	O	O		
XN_75_A						O		
XN_83_A			O	O	O	O		
SN_96_A						O		
SN_112A						O		
SN_120A						O		

X' - INDICATES MODEL AVAILABLE

O' - INDICATES MODEL RELEASE IN 2007

APPLICATION ENVELOPE — R-22, R-407C & R-410A



Temperature Range	°F	°C
Saturated Suction	-25 to 55	-31.7 to 12.8
Saturated Discharge	80 to 150	26.7 to 68.3
Maximum Discharge	280	137.8

TEST CONDITIONS AT ASRET ("SDP." INDICATES 'SATURATED DEW POINT')

Temperatures	°F	°C
Discharge Temperature (SDP)	130	54.5
Suction Temperature (SDP)	45	7.2
Ambient Temperature	95	35.0
Return Gas Temperature	95	35.0
Liquid Temperature	115	46.1

TEST CONDITIONS AT CHEER ("SDP." INDICATES 'SATURATED DEW POINT')

Temperatures	°F	°C
Discharge Temperature (SDP)	100	37.8
Suction Temperature (SDP)	45	7.2
Ambient Temperature	95	35.0
Return Gas Temperature	65	18.3
Liquid Temperature	85	29.4

CARLYLE SCROLL COMPRESSOR CHARACTERISTICS CHART / R-22, 60 Hz

MODEL NO	VOLTS	PH	HZ	ASRE/T Capacity Btu/h	ASRE/T Capacity kcal/h	ASRE/T EER Btu/w-h	CHEER EER Btu/w-h
XCD340HA	208/230	1	60	34400	8670	11.1	19.7
XCH342HA	460	3	60	33800	8520	11.0	19.4
XCY342HA	208/230	3	60	33800	8520	11.0	19.4
XCD380HA	208/230	1	60	38400	9680	11.3	19.7
XCH382HA	460	3	60	38400	9680	11.3	19.7
XCJ382HA	575	3	60	38400	9680	11.3	19.7
XCY382HA	208/230	3	60	38400	9680	11.3	19.7
XCD400HA	208/230	1	60	40400	10180	11.3	19.7
XCH402HA	460	3	60	40400	10180	11.3	19.7
XCJ402HA	575	3	60	40400	10180	11.3	19.7
XCY402HA	208/230	3	60	40400	10180	11.3	19.7
XCD420HA	208/230	1	60	42400	10690	11.3	19.5
XCH422HA	460	3	60	42400	10690	11.3	19.5
XCJ422HA	575	3	60	42400	10690	11.3	19.5
XCY422HA	208/230	3	60	42400	10690	11.3	19.5
XCD450HA	208/230	1	60	45500	11470	11.3	20.0
XCH452HA	460	3	60	45500	11470	11.3	20.0
XCJ452HA	575	3	60	45500	11470	11.3	20.0
XCY452HA	208/230	3	60	45500	11470	11.3	20.0
XCD470HA	208/230	1	60	48000	12100	11.4	20.0
XCH472HA	460	3	60	48000	12100	11.4	20.0
XCJ472HA	575	3	60	48000	12100	11.4	20.0
XCY472HA	208/230	3	60	48000	12100	11.3	20.0
XRD480HA	208/230	1	60	48200	12150	11.5	19.6
XRD480HE	208/230	1	60	48200	12150	11.5	19.6
XRD480HU	208/230	1	60	48200	12150	11.5	19.6
XRH482HA	460	3	60	47700	12020	11.2	19.6
XRH482HE	460	3	60	47700	12020	11.2	19.6
XRH482HU	460	3	60	47700	12020	11.2	19.6
XRJ482HA	575	3	60	47700	12020	11.2	19.6
XRJ482HE	575	3	60	47700	12020	11.2	19.6
XRJ482HU	575	3	60	47700	12020	11.2	19.6
XRY482HA	208/230	3	60	47700	12020	11.2	19.6
XRY482HE	208/230	3	60	47700	12020	11.2	19.6
XRY482HU	208/230	3	60	47700	12020	11.2	19.6
XRD510HA	208/230	1	60	51800	13050	11.6	20.0
XRD510HE	208/230	1	60	51800	13050	11.6	20.0
XRD510HU	208/230	1	60	51800	13050	11.6	20.0
XRJ512HA	575	3	60	51800	13050	11.6	20.0
XRJ512HE	575	3	60	51800	13050	11.6	20.0
XRJ512HU	575	3	60	51800	13050	11.6	20.0
XRY512HA	208/230	3	60	51800	13050	11.6	20.0
XRY512HE	208/230	3	60	51800	13050	11.6	20.0
XRY512HU	208/230	3	60	51800	13050	11.6	20.0

CARLYLE SCROLL COMPRESSOR CHARACTERISTICS CHART / R-22, 60 Hz

MODEL NO	VOLTS	PH	HZ	ASRE/T Capacity Btu/h	ASRE/T Capacity kcal/h	ASRE/T EER Btu/w-h	CHEER EER Btu/w-h
XRD540HA	208/230	1	60	54200	13660	11.7	20.0
XRD540HE	208/230	1	60	54200	13660	11.7	20.0
XRD540HU	208/230	1	60	54200	13660	11.7	20.0
XRH542HA	460	3	60	54200	13660	11.7	20.0
XRH542HE	460	3	60	54200	13660	11.7	20.0
XRH542HU	460	3	60	54200	13660	11.7	20.0
XRJ542HA	575	3	60	54200	13660	11.7	20.0
XRJ542HE	575	3	60	54200	13660	11.7	20.0
XRJ542HU	575	3	60	54200	13660	11.7	20.0
XRY542HA	208/230	3	60	54200	13660	11.7	20.0
XRY542HE	208/230	3	60	54200	13660	11.7	20.0
XRY542HU	208/230	3	60	54200	13660	11.7	20.0
XRD580HA	208/230	1	60	58300	14690	11.5	19.7
XRD580HE	208/230	1	60	58300	14690	11.5	19.7
XRD580HU	208/230	1	60	58300	14690	11.5	19.7
XRH582HA	460	3	60	58400	14720	11.6	20.0
XRH582HE	460	3	60	58400	14720	11.6	20.0
XRH582HU	460	3	60	58400	14720	11.6	20.0
XRJ582HA	575	3	60	58400	14720	11.6	20.0
XRJ582HE	575	3	60	58400	14720	11.6	20.0
XRJ582HU	575	3	60	58400	14720	11.6	20.0
XRY582HA	208/230	3	60	58400	14720	11.6	20.0
XRY582HE	208/230	3	60	58400	14720	11.6	20.0
XRY582HU	208/230	3	60	58400	14720	11.6	20.0
XRD600HA	208/230	1	60	60400	15220	11.5	19.6
XRD600HE	208/230	1	60	60400	15220	11.5	19.6
XRD600HU	208/230	1	60	60400	15220	11.5	19.6
XRH602HA	460	3	60	60300	15200	11.6	20.0
XRH602HE	460	3	60	60300	15200	11.6	20.0
XRH602HU	460	3	60	60300	15200	11.6	20.0
XRJ602HA	575	3	60	60300	15200	11.6	20.0
XRJ602HE	575	3	60	60300	15200	11.6	20.0
XRJ602HU	575	3	60	60300	15200	11.6	20.0
XRY602HA	208/230	3	60	60300	15200	11.6	20.0
XRY602HE	208/230	3	60	60300	15200	11.6	20.0
XRY602HU	208/230	3	60	60300	15200	11.6	20.0
XRD680AA	208/230	1	60	69500	17510	11.4	18.6
XRH682AE	460	3	60	69400	17490	11.8	19.3
XRH682AU	460	3	60	69400	17490	11.8	19.3
XRY682AE	208/230	3	60	69400	17490	11.8	19.3
XRY682AU	208/230	3	60	69400	17490	11.8	19.3
XRD720AA	208/230	1	60	73100	18420	11.4	18.9
XRH722AE	460	3	60	73200	18450	11.8	19.3
XRH722AU	460	3	60	73200	18450	11.8	19.3
XRY722AE	208/230	3	60	73200	18450	11.8	19.3
XRY722AU	208/230	3	60	73200	18450	11.8	19.3

CARLYLE SCROLL COMPRESSOR CHARACTERISTICS CHART / R-22, 60 Hz

MODEL NO	VOLTS	PH	HZ	ASRE/T Capacity Btu/h	ASRE/T Capacity kcal/h	ASRE/T EER Btu/w-h	CHEER EER Btu/w-h
XRD750AA	208/230	1	60	76300	19230	11.8	19.3
XRH752AE	460	3	60	76300	19230	11.8	19.3
XRH752AU	460	3	60	76300	19230	11.8	19.3
XRY752AE	208/230	3	60	76300	19230	11.8	19.3
XRY752AU	208/230	3	60	76300	19230	11.8	19.3
SRH782AE	460	3	60	78250	19720	11.7	19.1
SRH782AU	460	3	60	78250	19720	11.7	19.1
SRJ782AE	575	3	60	78250	19720	11.8	19.2
SRJ782AU	575	3	60	78250	19720	11.8	19.2
SRY782AE	208/230	3	60	78250	19720	11.8	19.2
SRY782AU	208/230	3	60	78250	19720	11.8	19.2
XRD810AA	208/230	1	60	79800	20110	11.4	18.9
XRH812AE	460	3	60	82300	20740	11.8	19.3
XRH812AU	460	3	60	82300	20740	11.8	19.3
XRY812AE	208/230	3	60	82300	20740	11.8	19.3
XRY812AU	208/230	3	60	82300	20740	11.8	19.3
SRH812AE	460	3	60	82400	20770	11.8	19.0
SRH812AU	460	3	60	82400	20770	11.8	19.0
SRJ812AE	575	3	60	82400	20770	11.8	19.0
SRJ812AU	575	3	60	82400	20770	11.8	19.0
SRY812AE	208/230	3	60	82400	20770	11.8	19.0
SRY812AU	208/230	3	60	82400	20770	11.8	19.0
SRH942AE	460	3	60	95400	24040	11.8	18.7
SRH942AU	460	3	60	95400	24040	11.8	18.7
SRJ942AE	575	3	60	95400	24040	11.8	18.7
SRJ942AU	575	3	60	95400	24040	11.8	18.7
SRY942AE	208/230	3	60	95400	24040	11.8	18.7
SRY942AU	208/230	3	60	95400	24040	11.8	18.7
SRH109AE	460	3	60	110400	27820	11.8	18.3
SRH109AU	460	3	60	110400	27820	11.8	18.3
SRY109AE	208/230	3	60	110400	27820	11.8	18.2
SRY109AU	208/230	3	60	110400	27820	11.8	18.2
SRH120AE	460	3	60	120500	30370	11.8	18.3
SRH120AU	460	3	60	120500	30370	11.8	18.3
SRY120AE	208/230	3	60	120500	30370	11.8	18.3
SRY120AU	208/230	3	60	120500	30370	11.8	18.3

CARLYLE SCROLL COMPRESSOR CHARACTERISTICS CHART / R-22, 50 Hz

MODEL NO	VOLTS	PH	HZ	ASRE/T Capacity Btu/h	ASRE/T Capacity kcal/h	ASRE/T EER Btu/w-h	CHEER EER Btu/w-h
XCE380HA	220/240	1	50	32100	8090	10.9	19.2
XCH382HA	380/415	3	50	31800	8010	10.8	19.5
XCY382HA	200/220	3	50	31800	8010	10.8	19.5
XCE400HA	220/240	1	50	33900	8540	11.1	19.7
XCH402HA	380/415	3	50	33400	8420	11.2	19.7
XCY402HA	200/220	3	50	33400	8420	11.2	19.7
XCE420HA	220/240	1	50	35800	9020	11.2	19.5
XCH422HA	380/415	3	50	35100	8850	11.2	19.7
XCY422HA	200/220	3	50	35100	8850	11.2	19.7
XCE450HA	220/240	1	50	37700	9500	10.6	19.1
XCH452HA	380/415	3	50	37700	9500	10.9	20.0
XCY452HA	200/220	3	50	37700	9500	10.9	20.0
XCE470HA	220/240	1	50	39800	10030	10.7	19.7
XCH472HA	380/415	3	50	39700	10000	11.1	20.0
XCY472HA	200/220	3	50	39700	10000	11.1	20.0
XRH482HA	380/415	3	50	39700	10000	11.1	19.4
XRH482HE	380/415	3	50	39700	10000	11.1	19.4
XRH482HU	380/415	3	50	39700	10000	11.1	19.4
XRH542HA	380/415	3	50	46200	11640	11.6	20.1
XRH542HE	380/415	3	50	46200	11640	11.6	20.1
XRH542HU	380/415	3	50	46200	11640	11.6	20.1
XRY542HA	200/220	3	50	46200	11640	11.6	20.1
XRY542HE	200/220	3	50	46200	11640	11.6	20.1
XRY542HU	200/220	3	50	46200	11640	11.6	20.1
XRE580HA	220/240	1	50	48300	12170	10.6	18.6
XRE580HE	220/240	1	50	48300	12170	10.6	18.6
XRE580HU	220/240	1	50	48300	12170	10.6	18.6
XRH582HA	380/415	3	50	49500	12470	11.6	20.1
XRH582HE	380/415	3	50	49500	12470	11.6	20.1
XRH582HU	380/415	3	50	49500	12470	11.6	20.1
XRY582HA	200/220	3	50	49500	12470	11.6	20.1
XRY582HE	200/220	3	50	49500	12470	11.6	20.1
XRY582HU	200/220	3	50	49500	12470	11.6	20.1
XRE600HA	220/240	1	50	50600	12750	10.9	18.8
XRE600HE	220/240	1	50	50600	12750	10.9	18.8
XRE600HU	220/240	1	50	50600	12750	10.9	18.8
XRH602HA	380/415	3	50	51100	12880	11.6	20.1
XRH602HE	380/415	3	50	51100	12880	11.6	20.1
XRH602HU	380/415	3	50	51100	12880	11.6	20.1
XRY602HA	200/220	3	50	51100	12880	11.6	20.1
XRY602HE	200/220	3	50	51100	12880	11.6	20.1
XRY602HU	200/220	3	50	51100	12880	11.6	20.1
XRE680AA	220/240	1	50	58400	14720	11.4	19.5
XRH682AE	380/415	3	50	57900	14590	11.8	19.3
XRH682AU	380/415	3	50	57900	14590	11.8	19.3
XRY682AE	200/220	3	50	57900	14590	11.8	19.3
XRY682AU	200/220	3	50	57900	14590	11.8	19.3

CARLYLE SCROLL COMPRESSOR CHARACTERISTICS CHART / R-22, 50 Hz

MODEL NO	VOLTS	PH	HZ	ASRE/T Capacity Btu/h	ASRE/T Capacity kcal/h	ASRE/T EER Btu/w-h	CHEER EER Btu/w-h
XRE720AA	220/240	1	50	61300	15450	11.3	19.3
XRH722AE	380/415	3	50	61000	15370	11.8	19.3
XRH722AU	380/415	3	50	61000	15370	11.8	19.3
XRY722AE	200/220	3	50	61000	15370	11.8	19.3
XRY722AU	200/220	3	50	61000	15370	11.8	19.3
XRH752AE	380/415	3	50	63500	16000	11.8	19.3
XRH752AU	380/415	3	50	63500	16000	11.8	19.3
XRY752AE	200/220	3	50	63500	16000	11.8	19.3
XRY752AU	200/220	3	50	63500	16000	11.8	19.3
SRH782AE	380/415	3	50	66600	16780	11.6	18.9
SRH782AU	380/415	3	50	66600	16780	11.6	18.9
SRY782AE	200/220	3	50	66500	16760	11.6	18.9
SRY782AU	200/220	3	50	66500	16760	11.6	18.9
XRH812AE	380/415	3	50	68600	17290	11.8	19.3
XRH812AU	380/415	3	50	68600	17290	11.8	19.3
XRY812AE	200/220	3	50	68600	17290	11.8	19.3
XRY812AU	200/220	3	50	68600	17290	11.8	19.3
SRH812AE	380/415	3	50	69100	17410	11.6	18.9
SRH812AU	380/415	3	50	69100	17410	11.6	18.9
SRY812AE	200/220	3	50	69100	17410	11.6	18.9
SRY812AU	200/220	3	50	69100	17410	11.6	18.9
SRH942AE	380/415	3	50	79500	20030	11.7	18.9
SRH942AU	380/415	3	50	79500	20030	11.7	18.9
SRY942AE	200/220	3	50	79500	20030	11.7	18.9
SRY942AU	200/220	3	50	79500	20030	11.7	18.9

CARLYLE SCROLL COMPRESSOR CHARACTERISTICS CHART / R-407C, 50 Hz

MODEL NO	VOLTS	PH	HZ	ASRE/T Capacity Btu/h	ASRE/T Capacity kcal/h	ASRE/T EER Btu/w-h	CHEER EER Btu/w-h
XCE380BA	220/240	1	50	31200	7860	10.3	18.9
XCH382BA	380/415	3	50	30500	7690	10.8	19.7
XCY382BA	200/220	3	50	30500	7690	10.8	19.7
XCE400BA	220/240	1	50	32400	8170	10.3	18.8
XCH402BA	380/415	3	50	31400	7910	10.0	18.9
XCY402BA	200/220	3	50	31400	7910	10.0	18.9
XCE420BA	220/240	1	50	33700	8490	9.9	18.3
XCH422BA	380/415	3	50	33000	8320	10.0	18.9
XCY422BA	200/220	3	50	33000	8320	10.0	18.9
XCE450BA	220/240	1	50	35900	9050	9.8	18.7
XCH452BA	380/415	3	50	37300	9400	10.4	20.0
XCY452BA	200/220	3	50	37300	9400	10.4	20.0
XCE470BA	220/240	1	50	38800	9780	11.1	19.3
XCH472BA	380/415	3	50	38400	9680	10.4	20.0
XCY472BA	200/220	3	50	38400	9680	10.4	20.0
XRH482BA	380/415	3	50	38300	9650	11.4	19.5
XRH482BE	380/415	3	50	38300	9650	11.4	19.5
XRH482BU	380/415	3	50	38300	9650	11.4	19.5
XRE540BA	220/240	1	50	44000	11090	11.0	19.9
XRE540BE	220/240	1	50	44000	11090	11.0	19.9
XRE540BU	220/240	1	50	44000	11090	11.0	19.9
XRH542BA	380/415	3	50	43300	10910	10.4	19.3
XRH542BE	380/415	3	50	43300	10910	10.4	19.3
XRH542BU	380/415	3	50	43300	10910	10.4	19.3
XRE580BA	220/240	1	50	47200	11890	10.9	19.9
XRE580BE	220/240	1	50	47200	11890	10.9	19.9
XRE580BU	220/240	1	50	47200	11890	10.9	19.9
XRH582BA	380/415	3	50	46500	11720	10.4	19.3
XRH582BE	380/415	3	50	46500	11720	10.4	19.3
XRH582BU	380/415	3	50	46500	11720	10.4	19.3
XRE600BA	220/240	1	50	48700	12270	10.9	19.9
XRE600BE	220/240	1	50	48700	12270	10.9	19.9
XRE600BU	220/240	1	50	48700	12270	10.9	19.9
XRH602BA	380/415	3	50	47800	12050	10.5	19.7
XRH602BE	380/415	3	50	47800	12050	10.5	19.7
XRH602BU	380/415	3	50	47800	12050	10.5	19.7
XRE680BE	220/240	1	50	56400	14210	11.0	19.8
XRE680BU	220/240	1	50	56400	14210	11.0	19.8
XRH682BE	380/415	3	50	56400	14210	11.2	19.5
XRH682BU	380/415	3	50	56400	14210	11.2	19.5
XRE720BE	220/240	1	50	57600	14520	10.4	19.4
XRE720BU	220/240	1	50	57600	14520	10.4	19.4
XRH722BE	380/415	3	50	61000	15370	11.8	19.0
XRH722BU	380/415	3	50	61000	15370	11.8	19.0

CARLYLE SCROLL COMPRESSOR CHARACTERISTICS CHART / R-407C, 50 Hz

MODEL NO	VOLTS	PH	HZ	ASRE/T Capacity Btu/h	ASRE/T Capacity kcal/h	ASRE/T EER Btu/w-h	CHEER EER Btu/w-h
XRE750BE	220/240	1	50	61100	15400	10.4	19.8
XRE750BU	220/240	1	50	61100	15400	10.4	19.8
XRH752BE	380/415	3	50	62200	15670	11.2	19.5
XRH752BU	380/415	3	50	62200	15670	11.2	19.5
SRH782BE	380/415	3	50	61800	15570	11.2	19.3
SRH782BU	380/415	3	50	61800	15570	11.2	19.3
XRE810BE	220/240	1	50	64600	16280	9.8	19.1
XRE810BU	220/240	1	50	64600	16280	9.8	19.1
XRH812BE	380/415	3	50	64100	16150	11.3	19.5
XRH812BU	380/415	3	50	64100	16150	11.3	19.5
SRH812BE	380/415	3	50	64100	16150	11.2	19.3
SRH812BU	380/415	3	50	64100	16150	11.2	19.3
SRY812BE	200/220	3	50	64100	16150	11.2	19.3
SRY812BU	200/220	3	50	64100	16150	11.2	19.3
SRH942BE	380/415	3	50	74400	18750	11.2	19.3
SRH942BU	380/415	3	50	74400	18750	11.2	19.3
SRY942BE	200/220	3	50	74400	18750	11.2	19.3
SRY942BU	200/220	3	50	74400	18750	11.2	19.3
SRH109BE	380/415	3	50	86500	21800	11.1	17.9
SRH109BU	380/415	3	50	86500	21800	11.1	17.9
SRH120BE	380/415	3	50	94300	23760	11.1	17.9
SRH120BU	380/415	3	50	94300	23760	11.1	17.9

CARLYLE SCROLL COMPRESSOR CHARACTERISTICS CHART / R-410A, 60 Hz

MODEL NO	VOLTS	PH	HZ	ASRE/T Capacity Btu/h	ASRE/T Capacity kcal/h	ASRE/T EER Btu/w-h	CHEER EER Btu/w-h
XGD320HA	208/230	1	60	31800	8010	10.1	18.8
XGH322HA	460	3	60	31800	8010	10.1	18.8
XGJ322HA	575	3	60	31800	8010	10.1	18.8
XGY322HA	208/230	3	60	31800	8010	10.1	18.8
XGD360HA	208/230	1	60	36700	9250	10.3	19.0
XGH362HA	460	3	60	36700	9250	10.3	19.0
XGJ362HA	575	3	60	36700	9250	10.3	19.0
XGY362HA	208/230	3	60	36700	9250	10.3	19.0
XGD380HA	208/230	1	60	38300	9650	10.1	18.7
XGH382HA	460	3	60	38300	9650	10.1	18.7
XGJ382HA	575	3	60	38300	9650	10.1	19.2
XGY382HA	208/230	3	60	38300	9650	10.1	18.7
XGD410HA	208/230	1	60	42400	10690	10.4	19.0
XGH412HA	460	3	60	42400	10690	10.4	19.0
XGJ412HA	575	3	60	42400	10690	10.4	19.1
XGY412HA	208/230	3	60	42400	10690	10.4	19.1
XND440HA	208/230	1	60	44900	11320	10.3	18.8
XND440HE	208/230	1	60	44900	11320	10.3	18.8
XND440HU	208/230	1	60	44900	11320	10.3	18.8
XNH442HA	460	3	60	44700	11260	10.3	18.8
XNH442HE	460	3	60	44700	11260	10.3	18.8
XNH442HU	460	3	60	44700	11260	10.3	18.8
XNJ442HA	575	3	60	44700	11260	10.3	18.8
XNJ442HE	575	3	60	44700	11260	10.3	18.8
XNJ442HU	575	3	60	44700	11260	10.3	18.8
XNY442HA	208/230	3	60	44700	11260	10.3	18.8
XNY442HE	208/230	3	60	44700	11260	10.3	18.8
XNY442HU	208/230	3	60	44700	11260	10.3	18.8
XND490HA	208/230	1	60	49500	12470	10.4	19.0
XND490HE	208/230	1	60	49500	12470	10.4	19.0
XND490HU	208/230	1	60	49500	12470	10.4	19.0
XNH492HA	460	3	60	49300	12420	10.4	19.0
XNH492HE	460	3	60	49300	12420	10.4	19.0
XNH492HU	460	3	60	49300	12420	10.4	19.0
XNJ492HA	575	3	60	49300	12420	10.4	19.0
XNJ492HE	575	3	60	49300	12420	10.4	19.0
XNJ492HU	575	3	60	49300	12420	10.4	19.0
XNY492HA	208/230	3	60	49300	12420	10.4	19.0
XNY492HE	208/230	3	60	49300	12420	10.4	19.0
XNY492HU	208/230	3	60	49300	12420	10.4	19.0
XND510HA	208/230	1	60	52100	13130	10.5	19.0
XND510HE	208/230	1	60	52100	13130	10.5	19.0
XND510HU	208/230	1	60	52100	13130	10.5	19.0
XNH512HA	460	3	60	51900	13080	10.5	19.4
XNH512HE	460	3	60	51900	13080	10.5	19.4
XNH512HU	460	3	60	51900	13080	10.5	19.4
XNJ512HA	575	3	60	51900	13080	10.5	19.4
XNJ512HE	575	3	60	51900	13080	10.5	19.4
XNJ512HU	575	3	60	51900	13080	10.5	19.4
XNY512HA	208/230	3	60	51900	13080	10.5	19.4
XNY512HE	208/230	3	60	51900	13080	10.5	19.4
XNY512HU	208/230	3	60	51900	13080	10.5	19.4

CARLYLE SCROLL COMPRESSOR CHARACTERISTICS CHART / R-410A, 60 Hz

MODEL NO	VOLTS	PH	HZ	ASRE/T Capacity Btu/h	ASRE/T Capacity kcal/h	ASRE/T EER Btu/w-h	CHEER EER Btu/w-h
XND540HA	208/230	1	60	55100	13890	10.4	18.9
XND540HE	208/230	1	60	55100	13890	10.4	18.9
XND540HU	208/230	1	60	55100	13890	10.4	18.9
XNH542HA	460	3	60	55000	13860	10.4	19.4
XNH542HE	460	3	60	55000	13860	10.4	19.4
XNH542HU	460	3	60	55000	13860	10.4	19.4
XNJ542HA	575	3	60	55000	13860	10.4	19.4
XNJ542HE	575	3	60	55000	13860	10.4	19.4
XNJ542HU	575	3	60	55000	13860	10.4	19.4
XNY542HA	208/230	3	60	55000	13860	10.4	19.4
XNY542HE	208/230	3	60	55000	13860	10.4	19.4
XNY542HU	208/230	3	60	55000	13860	10.4	19.4
XND560HA	208/230	1	60	57500	14490	10.5	19.3
XND560HE	208/230	1	60	57500	14490	10.5	19.3
XND560HU	208/230	1	60	57500	14490	10.5	19.3
XNH562HA	460	3	60	56800	14310	10.3	19.3
XNH562HE	460	3	60	56800	14310	10.3	19.3
XNH562HU	460	3	60	56800	14310	10.3	19.3
XNJ562HA	575	3	60	56800	14310	10.3	19.3
XNJ562HE	575	3	60	56800	14310	10.3	19.3
XNJ562HU	575	3	60	56800	14310	10.3	19.3
XNY562HA	208/230	3	60	56800	14310	10.3	19.3
XNY562HE	208/230	3	60	56800	14310	10.3	19.3
XNY562HU	208/230	3	60	56800	14310	10.3	19.3
XNH682AE	460	3	60	69400	17490	11.0	19.2
XNH682AU	460	3	60	69400	17490	11.0	19.2
XNJ682AE	575	3	60	69400	17490	11.0	19.3
XNJ682AU	575	3	60	69400	17490	11.0	19.3
XNY682AE	208/230	3	60	69400	17490	11.0	19.3
XNY682AU	208/230	3	60	69400	17490	11.0	19.3
XNH722AE	460	3	60	73200	18450	11.0	19.3
XNH722AU	460	3	60	73200	18450	11.0	19.3
XNY722AE	208/230	3	60	61500	15500	11.1	19.4
XNY722AU	208/230	3	60	61500	15500	11.1	19.4
XNH752AE	460	3	60	76300	19230	11.1	19.3
XNH752AU	460	3	60	76300	19230	11.1	19.3
XNH832AE	460	3	60	83900	21140	11.1	19.0
XNH832AU	460	3	60	83900	21140	11.1	19.0
XNJ832AE	575	3	60	83900	21140	11.1	19.0
XNJ832AU	575	3	60	83900	21140	11.1	19.0
XNY832AE	208/230	3	60	83901	21140	11.1	19.0
XNY832AU	208/230	3	60	83902	21140	11.1	19.0

CARLYLE SCROLL COMPRESSOR CHARACTERISTICS CHART / R-410A, 50 Hz

MODEL NO	VOLTS	PH	HZ	ASRE/T Capacity Btu/h	ASRE/T Capacity kcal/h	ASRE/T EER Btu/w-h	CHEER EER Btu/w-h
XGE320HA	220/240	1	50	26600	6700	9.6	17.8
XGH322HA	380/415	3	50	26500	6680	9.6	19.0
XGY322HA	200/220	3	50	26500	6680	9.6	19.0
XGE360HA	220/240	1	50	30800	7760	9.7	18.6
XGH362HA	380/415	3	50	30400	7660	9.7	18.9
XGY362HA	200/220	3	50	30400	7660	9.7	18.9
XGE380HA	220/240	1	50	32000	8060	9.9	18.1
XGH382HA	380/415	3	50	31900	8040	9.5	18.4
XGY382HA	200/220	3	50	31900	8040	9.5	18.4
XGE410HA	220/240	1	50	34800	8770	9.5	18.6
XGH412HA	380/415	3	50	35100	8850	9.8	18.5
XGY412HA	200/220	3	50	35100	8850	9.8	18.2
XNE440HA	220/240	1	50	37700	9500	10.2	18.7
XNE440HE	220/240	1	50	37700	9500	10.2	18.7
XNE440HU	220/240	1	50	37700	9500	10.2	18.7
XNH442HA	380/415	3	50	37300	9400	9.5	19.1
XNH442HE	380/415	3	50	37300	9400	9.5	19.1
XNH442HU	380/415	3	50	37300	9400	9.5	19.1
XNY442HA	200/220	3	50	37300	9400	9.5	19.1
XNY442HE	200/220	3	50	37300	9400	9.5	19.1
XNY442HU	200/220	3	50	37300	9400	9.5	19.1
XNH492HA	380/415	3	50	41700	10510	10.3	18.7
XNH492HE	380/415	3	50	41700	10510	10.3	18.7
XNH492HU	380/415	3	50	41700	10510	10.3	18.7
XNY492HA	200/220	3	50	41700	10510	10.3	18.7
XNY492HE	200/220	3	50	41700	10510	10.3	18.7
XNY492HU	200/220	3	50	41700	10510	10.3	18.7
XNE510HA	220/240	1	50	44000	11090	10.4	19.2
XNE510HE	220/240	1	50	44000	11090	10.4	19.2
XNE510HU	220/240	1	50	44000	11090	10.4	19.2
XNH512HA	380/415	3	50	44300	11160	10.5	19.4
XNH512HE	380/415	3	50	44300	11160	10.5	19.4
XNH512HU	380/415	3	50	44300	11160	10.5	19.4
XNY512HA	200/220	3	50	44300	11160	10.5	19.4
XNY512HE	200/220	3	50	44300	11160	10.5	19.4
XNY512HU	200/220	3	50	44300	11160	10.5	19.4
XNE540HA	220/240	1	50	46200	11640	10.1	18.4
XNE540HE	220/240	1	50	46200	11640	10.1	18.4
XNE540HU	220/240	1	50	46200	11640	10.1	18.4
XNH542HA	380/415	3	50	46000	11590	10.4	18.9
XNH542HE	380/415	3	50	46000	11590	10.4	18.9
XNH542HU	380/415	3	50	46000	11590	10.4	18.9
XNY542HA	200/220	3	50	46000	11590	10.4	18.9
XNY542HE	200/220	3	50	46000	11590	10.4	18.9
XNY542HU	200/220	3	50	46000	11590	10.4	18.9

CARLYLE SCROLL COMPRESSOR CHARACTERISTICS CHART / R-410A, 50 Hz

MODEL NO	VOLTS	PH	HZ	ASRE/T Capacity Btu/h	ASRE/T Capacity kcal/h	ASRE/T EER Btu/w-h	CHEER EER Btu/w-h
XNE560HA	220/240	1	50	46600	11740	9.6	18.2
XNE560HE	220/240	1	50	46600	11740	9.6	18.2
XNE560HU	220/240	1	50	46600	11740	9.6	18.2
XNH562HA	380/415	3	50	47700	12020	10.4	19.5
XNH562HE	380/415	3	50	47700	12020	10.4	19.5
XNH562HU	380/415	3	50	47700	12020	10.4	19.5
XNY562HA	200/220	3	50	47700	12020	10.4	19.5
XNY562HE	200/220	3	50	47700	12020	10.4	19.5
XNY562HU	200/220	3	50	47700	12020	10.4	19.5
XNH682AE	380/415	3	50	58200	14670	11.1	19.4
XNH682AU	380/415	3	50	58200	14670	11.1	19.4
XNY682AE	200/220	3	50	58200	14670	11.0	19.4
XNY682AU	200/220	3	50	58200	14670	11.0	19.4
XNH722AE	380/415	3	50	61500	15500	11.1	19.4
XNH722AU	380/415	3	50	61500	15500	11.1	19.4
XNY722AE	200/220	3	50	61500	15500	11.1	19.4
XNY722AU	200/220	3	50	61500	15500	11.1	19.4
XNH832AE	380/415	3	50	70400	17740	11.1	19.2
XNH832AU	380/415	3	50	70400	17740	11.1	19.2
XNY832AE	200/220	3	50	70400	17740	11.2	19.2
XNY832AU	200/220	3	50	70400	17740	11.2	19.2



For more information about Carlyle's line of scroll compressors, contact:

Carlyle Compressor Company

P.O. Box 4808

Syracuse, New York 13221, U.S.A.

Phone: 1-800-GO-CARLYLE (1-800-462-2759) U.S.A. & Puerto Rico

1-800-258-1123 Canada 001-800-462-2759 Mexico

Fax: 315-432-3274

Manufacturer reserves the right to discontinue, or change at any time, specifications or designs without notice and without incurring obligations.

Printed in U.S.A.

Carlyle Compressor Co. ©2007 Carrier Corporation
A member of the United Technologies Corporation family. Stock symbol UTX.

Lit. No.: 574-017
Rev 01/07